Datasheet

Cloud L2 Managed PoE Switch

WI-PCMS310GF | WI-PCMS328GF

Overview

Wi-Tek Cloud L2 Managed PoE Switch provide 8/24 Gigabit Ethernet RJ45 ports and 2 Gigabit SFP uplink ports. The WI-PCMS328GF is equipped with 2 Gigabit Combo ports. All RJ45 ports comply with 802.3af/at PoE (PoE+) standard and output up to 30W PoE power per port.

Wi-Tek Cloud Switch provides a more efficient, simple, secure and easy-to-use remote management method, and supports intelligent deployment, automatic configuration of networking, abnormal alarms and other functions. It supports flexible 802.1Q VLAN, port aggregation, QoS, bandwidth control and other features, making it easy to manage and maintain.

Wi-Tek Cloud Switch is a high-performance and reliable network solution with abundant management features, making it the perfect choice for small and medium businesses.

Features

The abundant Layer 2 management features ensure network reliability

Support STP/ RSTP/ MSTP Layer 2 protection technology to ensure the stability of the local area network, and include a backup connection to prevent when a working line fails, automatically provide a backup path to ensure that the local network is online for a long time, and network administrators can also effectively suppress broadcast storms through IGMP Snooping technology.

Rich PoE protection functions to ensure the safety of powered devices

- **Short-circuit protection:**

When the line is short-circuited, the switch automatically detects that the current on the line exceeds the standard, automatically stops power supply to the powered equipment.

- **Overload protection:**

When the switch detects that the output power of the powered device exceeds the maximum power available, it will automatically stop supplying power to the powered device.

- **Over-voltage protection:**

The switch has an over-voltage protection circuit on each port. When the instantaneous voltage is too large, the output voltage of the port is clamped at 48V, thus protecting the safety of the PoE switch.

Cloud Platform Remote Management

Not only supports web interface and CLI management but also supports Wi-Tek Cloud platform remote management. Users can view the network status, modify the configuration, and troubleshoot at home.

Specifications

Model	WI-PCMS310GF	WI-PCMS328GF
Hardware Specifications		
Interfaces		
Downlink Ports	8 * 10/100/1000Mbps RJ45 Ports	24 * 10/100/1000Mbps RJ45 Ports
Uplink Ports	2 * 1000 SFP Slots	2 * 1000 Combo SFP ports 2 * 1000 SFP Slots
Management port	1 * Console Port	1 * Console Port
PoE		
PoE Port	Port 1-8	Port 1-24
PoE Standard	802.3af/at	
PoE Power Supply Type	End-span	
PoE Pin Assignment	1/2(+), 3/6(-)	
PoE Power	30W Max. for each port, 140W Max. for PoE power budget	30W Max. for each port, 370W Max. for PoE power budget
Performance		
Memory and Flash	128MB DDR3, 16MB Flash	
Switch Property		
Standards and Protocols	IEEE 802.3i: 10BASE-T Ethernet IEEE 802.3u: 100BASE-X Fast Ethernet IEEE 802.3ab: 1000BASE-T Gigabit Ethernet IEEE 802.3z: 1000BASE-X Gigabit Ethernet(Optical fiber)	
Forwarding Mode	Store and Forward	
Switching Capacity	20 Gbps	56 Gbps
Packet Forwarding Rate	14.88 Mpps	41.66 Mpps
MAC Address Table	8 k	
Packet Buffer Memory	4.1 Mbit	
Jumbo Frame	10 kB	
Power Supply		
Input Power	100-240 V AC~50/60 Hz	
Power Consumption	Idle: 14.2 W 100% Traffic Rate with PoE: 156.6 W	Idle: 27W 100% Traffic Rate with PoE: 440.4W

Model		WI-PCMS310GF	WI-PCMS328GF
Physical Characteristics			
LED Indicators		PWR (Green): Solid on: The device power on is normal Off: The device is power off or failed SYS (Green): Blinking: the system works Off: the system is starting or has no power PoE (Orange): Solid on: Equipment connected, normal power supply Off: Port not for terminal equipment power supply LNK/ACT (Green): Solid on: Port connected Blinking: Data transmission Off: Port disconnected	
Fan Quantity		1	2
Dimensions (W*D*H)		280*181*44mm	442*209*44mm
Weight		Net Weight: 1.72 kg	Net Weight: 3.21 kg
		Package Weight: 2.40 kg	Package Weight: 3.91 kg
Installation		Rack-Mounted、Desktop	
Button			
Reset		Hold for >5 sec. to restore factory default.	
Environmental			
Reliability	Surge Immunity	EC 61000-4-5 Common mode 6kV Differential mode 4kV	
	ESD Protection	IEC 61000-4-2 Contact discharge 6kV Air discharge 8kV	
Operating Temperature		0℃ to 40℃(32°F to 104°F)	
Operating Humidity		10%~90% RH no condensation	
Storage Temperature		-40℃ to 70℃(-40°F to 158°F)	
Storage Humidity		5%~90% RH no condensation	
Certification			
Certification		CE, FCC, RoHS, UKCA, RCM	

Model	WI-PCMS310GF	WI-PCMS328GF
Software Features		
Spanning Tree	IEEE 802.1D – STP	
	IEEE 802.1W – RSTP	
	IEEE 802.1S – MSTP	
	BPDU Guard	
VLAN	VLAN Group (Max 4K VLAN Groups)	
	Voice VLAN	
	Protocol VLAN	
	MAC VLAN	
	Surveillance VLAN	
	QinQ	
	GVRP	
Port	Link Aggregation	LACP
		Static
		Up to 8 aggregation groups and up to 8 ports per group
	EEE	
	Jumbo Frame	
	Error- Disable	
	Port mirroring	One-to-One
		Many-to-One
		Tx/Rx/Both
	Loop Detection	Port Based
		VLAN Based
		Fiber Module
ACL	MAC ACL	Source MAC
		Destination MAC
		Ether Type
		VLAN ID
		User Priority
		802.1p
	IPV4 ACL / IPV6 ACL	Source IP
		Destination IP
		IP Protocol
		Type of Service
		User Priority

Model	WI-PCMS310GF	WI-PCMS328GF
Software Features		
ACL	IPV4 ACL / IPV6 ACL	Source Port
		Destination Port
		ICMP Type
		ICMP Code
		TCP Flags
	RADIUS/TACACS+	
	RADIUS Authentication (RFC2138)	
	AAA	Console
		Telnet
		SSH
		HTTP
		HTTPS
	Management Access	Management Service
		Management ACL
	Authentication Manager	802.1X
		MAC-Based
		WEB-Based
		Guest VLAN
	Broadcast Storm	Broadcast
		Unknown Multicast
		Unknown Unicast
		Kbits/Packet control mode
	Protected Port	
	Port Security	
	IP Source Guard	
	Dynamic ARP Inspection	
	SSH v1.5/v2.0	
	Anti- DDoS Attack	
	DHCP Snooping	
QoS	8 priority queues	
	802.1p CoS/DSCP priority	
	Queue scheduling	SP (Strict Priority)
		WRR (Weighted Round Robin)
		SP+WRR

Model	WI-PCMS310GF	WI-PCMS328GF
Software Features		
QoS	IP Precedence Mapping	
	Rate Limit	Ingress / Egress Port
		Egress Queue
L2 Multicast	Multicast	Group Address
		Router Port
		Forward All
		Throttling
		Filtering Profile
	IGMP Snooping	IGMP Statistics
		IGMP Querier
		IGMP Snooping v2/v3
	MLD Snooping	MLD v1/v2 Snooping
		MLD Snooping Statistics
	MVR	Property
		Port Setting
		Group Address
IPV6	IPV6/IPV4	
	IPV6 WEB/SSL	
	IPV6 SNTP	
	IPV6 TELNET/SSH	
	IPV6 PING/TRACEROUTE	
	IPV6 TFTP	
	IPV6 RADIUS/TACACS+	
	IPV6 SNMP	
Management	Web-based GUI	
	Command Line Interface (CLI) through the console port, telnet	
	SNMP (v1 , v2c , v3)	
	Trap/Inform	
	RMON (1 , 2 , 3 & 9)	
	Firmware Upgrade	
	Configuration Export/import	
	System Log	
	LLDP (IEEE802.1AB)	
	LLDP- MED	

Model	WI-PCMS310GF	WI-PCMS328GF
Software Features		
Management	UDLD	
	DNS Client	
	Copper Test	
	Ping	
	NTP/ SNTP (RFC2030)	
Advanced Features	ONVIF (ONVIF Detection , ONVIF Server(NLM))	
	Batch Firmware Upgrading	
	Intelligent Network Monitoring	
	Abnormal Event Warnings	
	Automatic Device Discovery	
	Support Cloud Management	
	Support Remote Management	
	Support Cloud VLAN Configuration	
	Support Topology Display	
	Support Cloud Control Port Configuration	

Appearances and Dimensions

WI-PCMS310GF

Dimensions (mm)

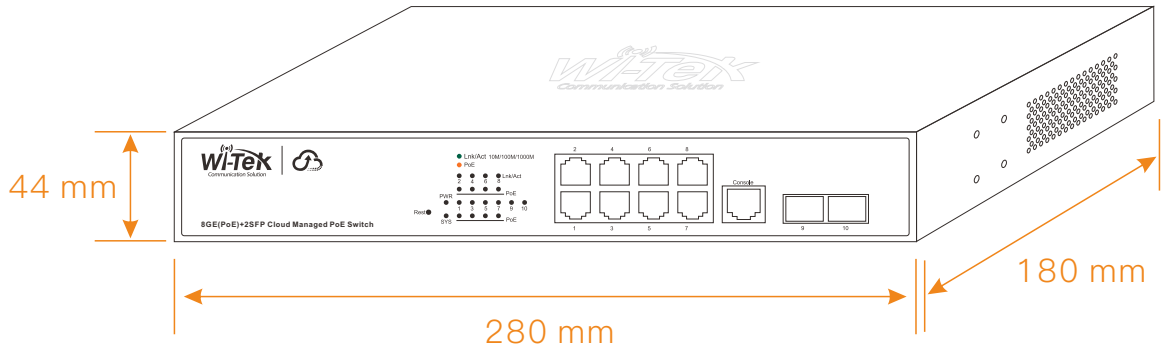

Front Panel

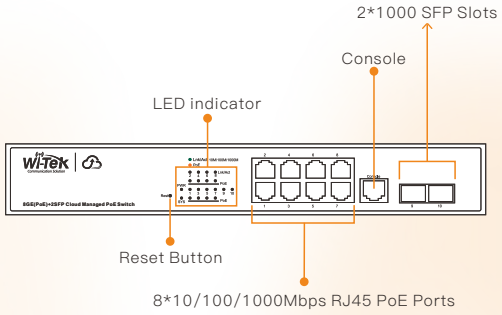

Rear Panel

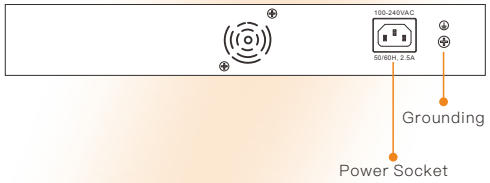

WI-PCMS328GF

Dimensions (mm)

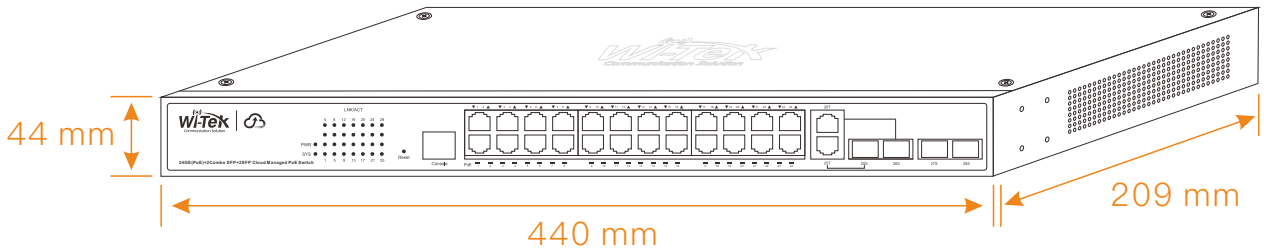

Front Panel

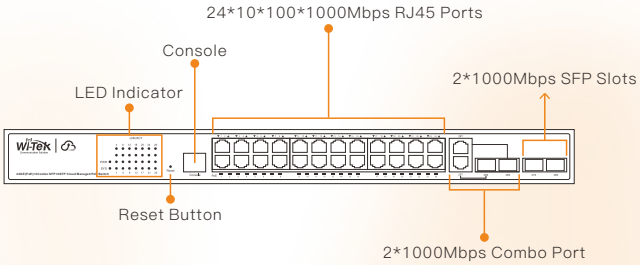

Rear Panel



Package Contents

Welcome to order our products. After purchasing, you will receive:

Items	Quantity
Switch	1 pcs
Serial line	1 pcs
Power Cord	1 pcs
Quick Installation Guide	1 pcs
Hooks	2 pcs
Mats	4 pcs
Screws	8 pcs

Wireless-Tek Technology Limited
Address: Biaofan Technology Building 402, Bao'an street, Baoan District,Shenzhen City, Guangdong, China
Website:www.wireless-tek.com

©2023 Wireless-tek Technology Limited. All Rights Reserved.
Version,V3.0, updated 2024.01.18.
The information in this document is subject to change without notice.
Every effort has been made in the preparation of this document to ensure accuracy of the contents, but all statements, information, and recommendations in this document do not constitute a warranty of any kind, express or implied.